

PERMIT

CITY OF NAPOLEON - BUILDING DEPARTMENT
 255 West Riverview Avenue, Napoleon, Ohio 43545 - 419-592-4010

Permit No. 198-78 Issued 11-14-78
date

Job Location 50 Lafayette
address

Lot 49 Riviera Heights 1st Add'n.
sub-div or legal discript

Issued By L. E. Johnson
building official

Owner Wolf-Rohrs Const. 264-5551
name tel.

Address 101 Railway Ave. Holgate, Ohio

Agent Self
builder-eng.-etc. tel.

Address _____

Description of Use dwelling

Residential one
no. dwelling units

Commercial _____ Industrial _____

New XX Add'n. _____ Alter _____ Remodel _____

Mixed Occupancy _____

Change of Occupancy _____

Estimated Cost \$ 42,000.00

FEES	BASE	PLUS	TOTAL
<input checked="" type="checkbox"/> BUILDING	\$ 72.00		\$ 72.00
<input checked="" type="checkbox"/> ELECTRICAL	5.00	\$28.00	33.00
<input checked="" type="checkbox"/> PLUMBING	3.00	7.00	10.00
<input checked="" type="checkbox"/> MECHANICAL	0	0	0
<input type="checkbox"/> DEMOLITION			
<input checked="" type="checkbox"/> ZONING	0	0	0
<input type="checkbox"/> SIGN			
W78-35 WATER TAP	225.00		225.00
S78-30 SEWER TAP	60.00		60.00
E78-30 TEMP. ELECT.	10.00		10.00
ADDITIONAL PLAN REVIEW	Struct. _____ hrs	Elect. _____ hrs	
TOTAL FEES.....			\$410.00
LESS MIN. FEES PAID _____ date _____			0
BALANCE DUE.....			\$410.00

ZONING INFORMATION

district "AA"	lot dimensions <u>XX. 79x 125'</u>	area <u>9,875sq'</u>	front yd <u>25' oK</u>	side yds <u>8.5' ea OK</u>	rear yd <u>Min. 15' OK</u>
max hgt <u>ok</u>	no pkg spaces <u>two OK</u>	no ldg spaces <u>n/a</u>	max cover <u>35 % OK</u>	petition or appeal req'd _____	date appr _____

WORK INFORMATION:

Size: Length 62' 9 1/2" Width 28' 9 1/2" Stories 1+Basement Ground Floor Area 1804sq'

Height _____ Building Volume (for demo. permit) _____ cu. ft.

Electrical: 200 amp service & 28 circuits
brief description

Plumbing: DW&V Lines
brief description

Mechanical: Baseboard elec. heat.
brief description

Sign: _____ Dimensions _____ Sign Area _____

Additional Information: CALL FOR INSPECTIONS MARKED ON ATTACHED SHEET: CERTIFICATE OF OCCUPANCY MUST BE ISSUED PRIOR TO BUILDING BEING OCCUPIED.

Date 11-15-78 Applicant Signature Jerry E. Wolf
owner-agent

INSPECTION RECORD

	UNDERGROUND			ROUGH-IN						FINAL		
	Type	Date	By	Type	Date	By	Type	Date	By	Type	Date	By
PLUMBING	Building Drains			Drainage, Waste & Vent Piping			Indirect Waste			Drainage, Waste & Vent Piping		
	Water Piping									Backflow Prevention		
	Building Sewer			Water Piping			Condensate Lines			Water Heater		
	Sewer Connection									FINAL APPROVAL	6/79	REB.
MECHANICAL	Refrigerant Piping			Refrigerant Piping			Chimney(s)			Grease Exhaust System		
				Duct Furnace(s)			Fire Dampers			Air Cond. Unit(s)		
	Ducts/Plenums			Ducts/Plenums			<input type="checkbox"/> Radiant Htr(s) <input type="checkbox"/> Unit Htr(s)			Refrigeration Equipment		
				Duct Insulation			Pool Heater			Furnace(s)		
				Combustion Products Vents			Ventilation <input type="checkbox"/> Supply <input type="checkbox"/> Exhst.			FINAL APPROVAL	6/79	REB.
ELECTRICAL	Conduits & or Cable			Conduits/Cable			<input type="checkbox"/> Range <input type="checkbox"/> Dryer			Temp Service Temp Lighting		
	Grounding & or Bonding			Rough Wiring			<input type="checkbox"/> Generator(s) <input type="checkbox"/> Motors			Fixtures Lampholders		
	Floor Ducts Raceways			Service Panel Switchboard			<input type="checkbox"/> Water Htr <input type="checkbox"/> Welder			Signs		
	Service Conduit			Busways Ducts			<input type="checkbox"/> Heaters <input type="checkbox"/> Heat Cable			Electric Mtr. Clearance		
	Temporary Power Pole			Subpanels			<input type="checkbox"/> Duct Htr(s) <input type="checkbox"/> Furnace(s)			FINAL APPROVAL	6/79	REB.
BUILDING	Location, Set-backs, Esmt(s)			Exterior Wall Construction			Roof Covering Roof Drainage			Smoke Detector		
	Excavation						Exterior Lath			Demolition (sewer cap)		
	Footings & Reinforcing						<input type="checkbox"/> Interior Lath <input type="checkbox"/> Wallboard					
	Floor Slab			Interior Wall Construction			Fire Wall(s)			Building or Structure		
	Foundation Walls			Columns & Supports			Fireplace Chimney					
	Sub-soil Drain			Crawl Space <input type="checkbox"/> Vent <input type="checkbox"/> Access			Attic <input type="checkbox"/> Vent <input type="checkbox"/> Access					
	Piles			Floor System(s)						FINAL APPROVAL BLDG. DEPT.	6/79	REB.
				Roof System			Special Insp Reports Rec'd			Certificate of Occupancy Issued	7/3/79	REB.
ADDITIONAL	INSPECTIONS, CORRECTIONS, ETC.						INSPECTIONS, CORRECTIONS, ETC.					

180000
 58000
 122000

CITY OF NAPOLEON
ENGINEERING DEPARTMENT
APPLICATION FOR CONSTRUCTION PERMIT
(PLEASE PRINT OR TYPE)

198-78
72⁰⁰

The undersigned hereby makes application for the construction, installation, replacement or alteration as herein specified, agreeing to do all such work in strict accordance with the City of Napoleon's Building Code for 1, 2 and 3 Family Buildings.

Owner's Name Wolf-Rohrs Construction Address 101 Railway Ave.

Builder's Name Wolf-Rohrs Const. Address SAME Tel. 264-5551

LOT INFORMATION: (Not required for roofing or siding job.)

50 LAFAYETTE DR.

Location of Project Riviera Heights, Napoleon, OH Lot # 49

Subdivision Riviera Heights, First Addition Lot Area 9,875 Sq. Ft.

Yard Set Back: Front 25' Rear _____ Left Side 8½'

Right side 8½' Zoning District Residential

BUILDING INFORMATION:

Single X Double _____ Multiple _____ New Construction X

Addition _____ Remodel _____ Attached Garage X

Detached Garage _____ Accessory Building _____ Replacement _____

Brief Description of Work: _____

Size: Length 62' Width 28' No. of Stories 1

Floor Area: 1st Floor 1,248 Sq. Ft. 2nd Floor _____ Sq. Ft.

3rd Floor _____ Sq. Ft. Basement 1,248 Sq. Ft.

Unfinished Attic _____ Garage 488

Foundation: Piers _____ Full Basement X Part Basement _____

Concrete 10" Thickness Block _____ Size

Walls: Frame X Block _____ Brick X Other _____


Specific Type of Exterior Siding Vinyl

APPLICATION FOR PERMIT SHALL BE ACCOMPANIED BY TWO COMPLETE SETS OF PLANS INCLUDING: ELEVATIONS, FLOOR PLANS, CROSS SECTIONS AND PLOT PLAN. IF ADDITIONS OR REMODELING, SHOW ALL EXISTING STRUCTURES AND THEIR SIZE AND LOCATION. ALL PLANS SHALL BE DRAWN TO ¼"=1'-0" SCALE. PLOT PLAN DRAWN TO _____ SCALE.

ESTIMATED COST OF COMPLETED PROJECT: Forty-two Thousand Dollars

DATE November 6, 1978 APPLICANT'S SIGNATURE Jerry C. Wolf

OWNER-BUILDER-AGENT



33-22

CITY OF NAPOLEON
BUILDING INSPECTION DEPARTMENT
APPLICATION FOR ELECTRICAL PERMIT
(PLEASE PRINT OR TYPE)

The undersigned hereby makes application for the installation, replacement, or alteration of electrical equipment as herein specified, agreeing to do all such work in strict accordance with the City of Napoleon's adopted Electrical Code for 1, 2 and 3 Family Buildings.

Owner's Name Wolf-Rohrs Construction Address 101 Railway Ave. Holgate
Contractor's Name Wolf-Rohrs Const. Address 101 Railway Tel. 264-5551

LOT INFORMATION:

Location of Project Riviera Heights Zoning District Residential

BUILDING INFORMATION:

Single Family Double Family _____ Multiple Family _____
New Construction Existing _____ Addition _____
Replacement _____ Remodel _____ Service Change _____

Size: Total Square Foot Per Floor 1,248 1st floor. of Stories 1
Basement 1,248

DESCRIPTION OF WORK

Size of Service 200 AMP. Service Change Only No (Yes or No)

Total Number of New Circuits 28 Total Number of New Circuits Excluding Appliance Circuits 20

APPLIANCE CIRCUITS: (indicate quantity)

Electric Range 1 Range Hood 1 Clothes Dryer 1 Dishwasher 1
Air Conditioner 0 Attic Fan Blower 0 Room Exhaust Fan 2
Disposal 1 Hot Water Heater 1 Electric Oven 0

Require Temporary Electric Yes (Yes or No)

Note: G.F.I.C. required for all temporary electric with approved ground rod at service.

APPLICATION FOR PERMIT SHALL BE ACCOMPANIED BY TWO COMPLETE SETS OF PLANS INCLUDING: ELECTRICAL LAY-OUT AND RISER DIAGRAM.

ESTIMATED COST OF COMPLETED PROJECT: Two Thousand Five Hundred

DATE November 6, 1978 APPLICANT'S SIGNATURE Jerry E. Wolf
OWNER CONTRACTOR AGENT

28
5/3

CITY OF NAPOLEON
BUILDING INSPECTION DEPARTMENT
APPLICATION FOR PLUMBING PERMIT
(PLEASE PRINT OR TYPE)

10

The undersigned hereby makes application for the installation, replacement or alteration of plumbing system or device as herein specified, agreeing to do all such work in strict accordance with the City of Napoleon's adopted Plumbing Code for 1, 2 and 3 Family Buildings.

Owner's Name Wolf-Rohrs Construction Address 101 Railway Ave., Holgate

Contractor's Name Wolf-Rohrs Construction Address 101 Railway Ave. Tel. 264-5551

BUILDING INFORMATION:

Single Family Double Family _____ Multiple Family _____ New Construction

Addition _____ Remodel _____ Replacement _____ No. of Stories 1

DESCRIPTION OF WORK

Drainage Pipe OR: Cast Iron _____ Copper _____ Other PVC

Size of Main Building Drain: 4" PVC Other _____

Size of Main Vent Stack: 4" PVC Other _____

Require Water Tap: Yes (Yes or No) Require Sewer Tap: Yes (Yes or No)

Size and Type of Water Tap: 3/4" copper

Size and Type of Sewer Tap: 4" PVC Type of Joints _____

No. of Water Closets: (2) No. of Sump Pumps: (1)

No. of Bathtubs: (1) No. of Lavatories: (2)

No. of Kitchen Sinks: (1) No. of Automatic Washers: (1)

No. of Disposals: 1 No. of Hot Water Heaters: 1

No. of Dishwashers: 1 No. of Shower Receivers: 0

No. of Floor Drains: 0 Other (Specify) _____ 0

Storm Drainage Outlet to: Storm Sewer 4" Other 1

APPLICATION FOR PERMIT SHALL BE ACCOMPANIED BY TWO COMPLETE SETS OF A DRAINAGE ISOMETRIC, WITH ALL PIPES AND TRAPS PROPERLY SIZED. MUST INDICATE TOTAL DRAINAGE FITTING TIME VALUE (SEE) 3/10

ESTIMATED COST OF COMPLETED PROJECT: Two Thousand Five Hundred Dollars

DATE Nov. 6, 1978 APPLICANT'S SIGNATURE Jerry E. Wolf

OWNER-CONTRACTOR-AGENT

Date 11-7-78

To: Electric Division Inspection

From: The Building Inspector - Sugarcreas Dept.

Please confirm the installation of 200 AMP electrical

service entrance, located REAR OF PROPOSED HOUSE NEAR

SOUTH END.

at the following address 50 LAFAYETTE DR Lot #49,

Approved (See Approval)

Dave Mulholland 11-7-78
Electric Dept.

Remarks: Meter Height 5'

CITY OF NAPOLEON, Building Dept.
 255 West Riverview Avenue
 Napoleon, Ohio 43545
 (419) 592-4010

ADDENDUM to Permit No. 198-78


Owner: WOLF - ROHRS
 Location: 50 LAURETTE

Please note the items checked below and incorporate them into your plans as indicated: Permit not yet issued
 Correct Plans and Re-Submit. Permit issued Incorporate the items during construction.

GENERAL	
<input checked="" type="checkbox"/>	Provide 1 approved smoke detector.
<input checked="" type="checkbox"/>	Provide 1 hour fire wall and/or ceiling between garage and dwelling.
<input checked="" type="checkbox"/>	Provide (Class B) 1 hour fire rated door from garage to dwelling.
<input type="checkbox"/>	Submit fully dimensioned plot plan.
<input type="checkbox"/>	Provide 1-3'0" x 6'8" exit door.
<input checked="" type="checkbox"/>	Provide min. 22" x 30" attic access.
<input checked="" type="checkbox"/>	Provide min. 18" x 24" crawl space access opening.
LIGHT AND VENTILATION:	
<input checked="" type="checkbox"/>	Provide mechanical exhaust or window in bathroom.
<input checked="" type="checkbox"/>	Provide Min. <u>833</u> sq. in. net free area attic ventilation.
<input type="checkbox"/>	Provide min. _____ sq. in. net free area crawl space ventilation.
FOUNDATION:	
<input type="checkbox"/>	Min. depth of foundation below finished grade 30".
<input type="checkbox"/>	Min. size of footer. _____" x _____"
<input type="checkbox"/>	Provide anchor bolts <u>1/2"</u> @ 8' o.c. 1' from each corner. Embedded 8" concrete and 15" in masonry.
<input type="checkbox"/>	Show size of basement columns.
FRAMING:	
<input type="checkbox"/>	Show size of wood girder in _____
<input type="checkbox"/>	Provide design data for structural member in _____
<input type="checkbox"/>	Floor joists under sized in _____
<input type="checkbox"/>	Provide double joists under parallel partitions.
<input type="checkbox"/>	Provide 1" x 4" let in corner bracing or approved sheathing.
<input type="checkbox"/>	Show size of headers for openings over 4' wide. <u>GARAGE DOOR</u>
<input type="checkbox"/>	Show size of members supporting porch roof.
<input type="checkbox"/>	Provide double top plate.
<input type="checkbox"/>	Provide design data for pre-fab. wood truss/members.
<input type="checkbox"/>	Ceiling joists undersized in _____
<input type="checkbox"/>	Roof rafters undersized in _____
PLUMBING AND MECHANICAL:	
<input checked="" type="checkbox"/>	Terminate all exhaust systems to outside air.
<input type="checkbox"/>	Insulate ducts in unheated areas.
<input type="checkbox"/>	Provide back flow device on all hose bibs.
ELECTRICAL:	
<input type="checkbox"/>	Show location of service entrance and service equipment panel.
<input type="checkbox"/>	G.F.C.I. req'd. on Temp. Electric.
<input checked="" type="checkbox"/>	Outdoor and bathroom receptacles shall be protected by G.F.C.I. <u>* GARAGE</u>
METAL VENEERS:	
<input type="checkbox"/>	Contact City Utilities Dept. to remove conductors and/or meter.
<input type="checkbox"/>	Provide 18" x 18" x 1/2" wood backer for meter base.
<input type="checkbox"/>	Provide approved system of grounding and bonding.
MISCELLANEOUS:	
<input type="checkbox"/>	Provide backwater valve in sub-soil drain tile.
<input checked="" type="checkbox"/>	Provide approved sheathing and flashing behind masonry veneer.
<input type="checkbox"/>	Provide 15# felt underlayment on roof.
<input type="checkbox"/>	Provide adequate fireplace hearth extensions
<input type="checkbox"/>	Install factory built fireplaces/stoves according to manufacturers recommendations.
<input type="checkbox"/>	Terminate chimney 3' above roof or 2' above highest point of building within 10' of chimney.

ADDITIONAL CORRECTIONS: METER FOR ELEC. TO BE 5' ABOVE FINISHED GRADE TO G. OF METER SOCKET

The approval of plans and specifications does not permit the violation of any section of the Building Code, or other City Ordinance or State Law. This addendum is attached to Permit No. 198-78 and made a part thereof.
 Date Approved or Re-approved: 11-14-78 Checked By: R.D. Janssen Plan Examiner
 Date Rechecked and Approved: _____ Checked By: _____



APPLICATION FOR PERMIT TO TAP SEWER

(Print or Type)

Owner WOLF - ROARS CONST.
Address 101 RAILWAY AVE. HOLGATE, OHIO
Contractor _____
Address _____ Tel. 264-5551

NO. 578-30
BLDG. PERMIT 198-78
PERMIT FEE \$ 60.00
DATE PAID 11-15-78
for office use only

LOCATION OF CONNECTION

Street and No. 50 LAFAYETTE Sanitary Storm _____
Lot No. 49 Subdivision RIVIERA HEIGHTS 1ST ADDN Size of Tap 4"
Size and Type of Sewer 4" ALL WORK MUST BE INSPECTED

I certify that the sewer will be used only as indicated and no other Drainage will be connected.

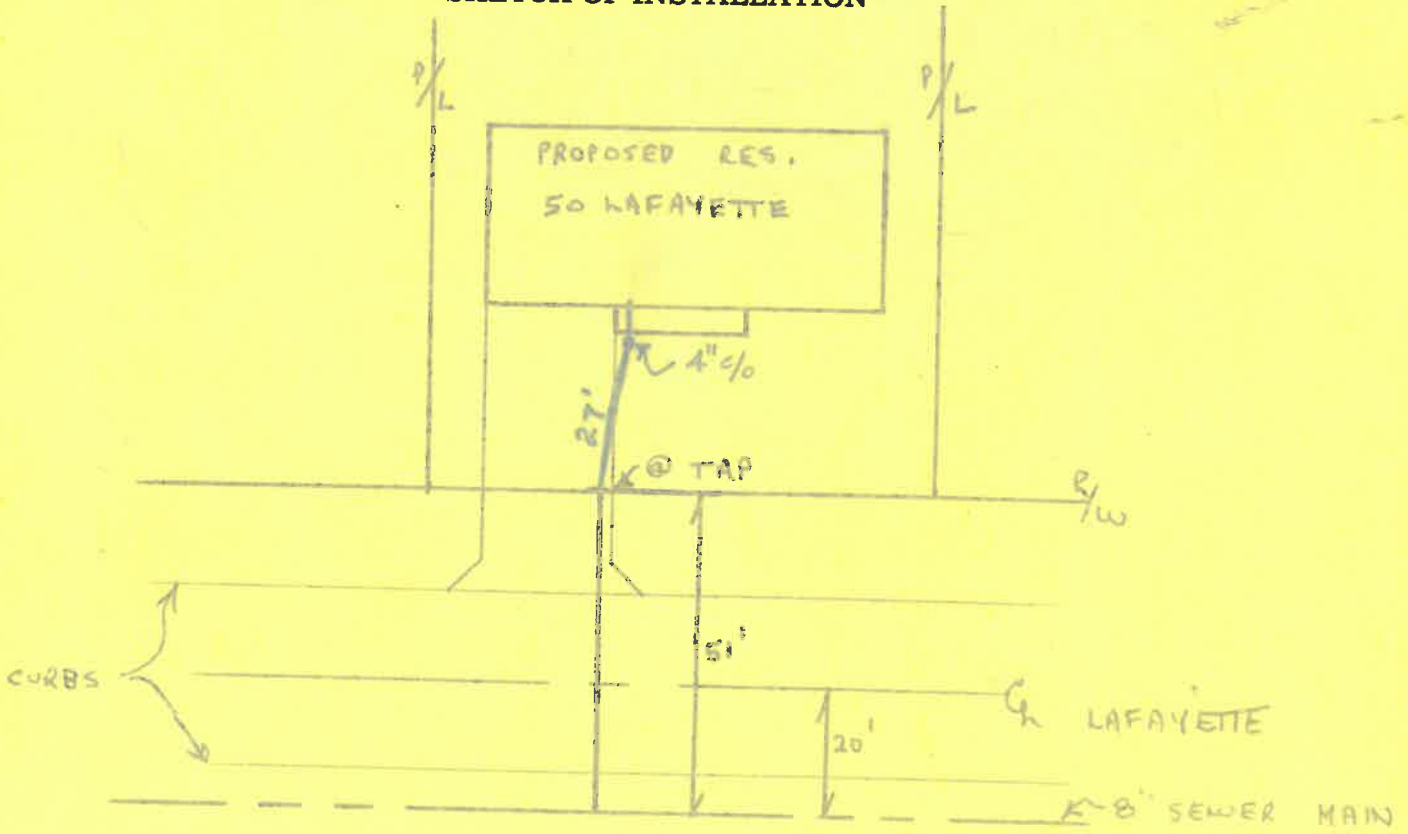
Date _____ Signature _____
owner-builder-agent
do not write below this line

INSPECTION RECORD

Date Inspected NOT INSPECTED Size and Type of Sewer 4" VIT. CLAY
Location _____ Depth 8'± Type of Test NONE
Inspected and Approved By: _____ Inspector _____ Date _____
Additional Information _____

Send copy to: WOLF - ROARS

SKETCH OF INSTALLATION



No.190.....

CERTIFICATE OF OCCUPANCY

THE CITY OF NAPOLEON

ENGINEERING DEPARTMENT
DIVISION OF INSPECTION

This is to certify that the Building or Land as herein described complies with all the building and health laws and ordinances and with the provisions of the Zoning Ordinance.

Location of Occupancy	50 Lafayette	Occupancy	Single Family Dwelling
Owner of Property	Wolf-Rohrs Construction	Address	101 Railway Ave. Holgate, Ohio
Issued to	Wolf-Rohrs Construction	Address	101 Railway Ave. Holgate, Ohio
Zoning	"A" Residence District	Bldg. Permit No.	198-78

Substantial qualifications of occupancy

This certificate is issued by the City Building Inspector, as provided by law, and is to certify that construction is completed substantially in conformity with the approved plans and permission is hereby granted to occupy such building in compliance with such legal use and occupancy as authorized under the provisions of the ordinances of the City of Napoleon.

Issued this 3rd day of July, 1979.

This is a valuable record for owner or lessee and should be so preserved.

A. E. Johnson
City Building Inspector

